



It's time to
elevate

With redefined safety, security, service,
affordability & attractive cabin designs

Our Clients

Rajwada Group

Meridian Group

Ramas Builders Pvt. Ltd.

Sky Inn Pvt. Ltd.

B.K Consortium
Engineers Pvt. Ltd.

Green land Towers
Pvt. LTd.

GRA Holding Pvt. Ltd.

Lokenath Enterprise-II

B.B.A Enterprise

Radhakrishna Enterprise

Prasad Enterprise

Pradip Construction

Cilver Coin Construction

Ascon Construction

Digi Developer

Moon Light Developer – II

Tirupati Builder

Zenith Engineer

M/S Udayan Chottopadhyay

Mr. Shyamal Bowl

And Many More....

About Us & Quality Assurance

AD MAESTRO ELEVATOR is one of the leading elevator company, present in the market over the course of 12 years. The company has successfully undergone many projects. Customer satisfaction in main focus of AD MAESTRO ELEVATOR. While understanding the tests of time, AD MEASTRO ELEVATOR has accomplished a brand name the equivalent trust, consistency and innovation. Our teams continuously work towards upgrading the quality and high standards of our products, for which we are well known, we warmly invite you to explore our world visit our projects and discover our way of working

Our range is fabricated using premium quality raw material which is sourced from various authentic vendors, Elevators are used in buildings, corporate sectors, hospitals & shopping malls and are known for low maintenance, trouble free operation and space. Our manufacturing unit is well equipped with the requisite machines and supported by high end designing, fabrication and commissioning for both on site installation.

Our Installation Process & Safety

INSTALLATION PROCESS

OUR PART

- Step 1. Template Fitting • Step 2. Rail Plumbing • Step 3. Cabin Installation
- Step 4. Roping & Machine Installation • Step 5. Electrical Work • Step 6. Safety Checking • Step 7. Happy Handover

Consumer Part

- Step 1. Net cement of lift pit • Step 2. Flooring of machine room with zero level clearing all the hole same • Step 3. Door & window fixed at machine room
- Step 4. Railing of machine room stair • Step 5. White wash of lift shaft • Step 6. 440 vlt electrical work up to machine room to be completed
- Step 7. Store room (water proof) around 400 sq. ft. required before delivery of materials with look & key • Step 8 Cutting all the rod & shattering if any of item are present in lift shaft • Step 9 Arrange bamboo and rope at site • Step 10. Arrange 220 Vlt power supply before start the job
- Step 11. Toilet & water supply for labour at the time of work

WORKER'S SAFETY



Basic : Dignity (MS Cabin)



Wall Panels : Orange and Ivory
Ceiling : Orange and Ivory
Flooring : Beige
Fan grill : White
Square fan grill in matching colour - optional



Wall Panels : Blue and grey
Ceiling : Blue and grey
Flooring : Blue
Fan grill : Blue
Square fan grill in matching colour - optional



Wall Panels : Yellow and white
Ceiling : Yellow and white
Flooring : Wood finish
Fan grill : White
Square fan grill in matching colour - optional

Basic : Angelo (Designer Cabin)



The offered products are known for their corrosion resistant and abrasion resistant nature. These MS Elevator Cabins are suitable for various industrial applications and suitable for commercial as well as industrial applications.

Features:
Fan
Modular design
Superior finishing
Excellent surface strength

The offered products are known for their corrosion resistant and abrasion resistant nature. These Wooden finish MS Elevator Cabins are suitable for various industrial applications and suitable for commercial as well as industrial applications.

Features:
Fan
Modular design
Superior finishing
Excellent surface strength



Elegant : Sirocco (SS Hairline Cabin)



Customized SS panel cabin. Panels in bonded aluminium with custom etching design and stainless steel with hairline finish.

SS Hairline cabin which provide a smokey reflection gives a refreshing and a new polish look to the elevator interior design. Complete with a light weight aluminium ceiling and engineered with stylish floor.



Elegant : **Fabio** (Mirror Finish Cabin)




This mirror finish cabin are well equipped and are smooth in functioning. All these products are well known for their high quality, excellent finishing and reliable performance.


With firm commitment to quality, we are involved in manufacturing and supplying a wide range of Mirror Finish Cabin Lifts.



Mix & Match



Designer MS or SS Cabin



Designer Mix & Match Cabin

Elegant : **Maharaja** (Golden Finish Cabin)



Wall panel: Golden Stainless steel mirror etched titanium finish + Stainless steel hairline etched titanium finish

Wall panel: Golden Stainless steel mirror etched titanium finish + Stainless steel hairline etched titanium finish



Manual Door Segment

Elevator Collapsible Gate



- Quick Installation
- User - Friendly Operation
- High Quality, Imported from Italy
- Star Delta Control System
- Comes to nearest floor in case of Emergency

Elevator Swing Door



This door is tried by quality controllers on grouped quality parameters keeping in mind the end goal to convey an impeccable extent at customer's end.

Elevator MS Telescopic Door



We are counted amongst the top companies involved in offering a wide range of Telescopic Sliding Doors. These are manufactured using quality raw material as per the industry specific standards.

Elevator Imperforated Door



We offer an excellent quality range of Imperforated Doors. Which is used in majority of the commercial spaces and in multi - story apartments because of its safety design and durability.

Automatic Door Segment

MS Automatic Door



We have carved a niche amongst trusted and prominent companies for offering a large range of Automatic Center Opening Door Lift. This product is available with us as per the need of the application and at industry leading prices.

MS Automatic Telescopic Door



We provide a wide array of high standard quality Automatic M.S. Telescopic Door that are highly acclaimed by our clients for their unique quality features.

SS Automatic Door



Best quality MRL Vision Panel elevator doors that maintain global standards. The company tries to deliver super quality doors that are guaranteed to deliver power packed performance with strong promise.

SS Automatic Telescopic Door



We provide a wide array of high standard quality Automatic S.S. Telescopic Door That are highly acclaimed by our clients for their unique quality features.

Automatic Glass Door Segment

Centre Opening Glass Door



Best quality Glass door that maintain global standards. The company tries to deliver super quality doors that are guaranteed to deliver power packed performance with strong promise.

Centre Opening Glass Door
(With S.S. Frame)



We provide a wide array of high standard quality Automatic S.S. Centre opening glass Door that are highly acclaimed by our clients for their unique quality features.

MS Telescopic Glass Door
(With M.S. Frame)



We have carved a niche amongst trusted and prominent companies for offering a large range of Automatic MS frame Telescopic Glass Door Lift. This product is available with us as per the need of the application and at industry leading prices.

Telescopic Glass Door
(With S.S. Frame)



We provide a wide array of high standard quality Automatic S.S. Telescopic Glass Door that are highly acclaimed by our clients for their unique quality features.

Home Elevators

Home elevator / lift adheres to the top-tech in the world's private elevator field. It inherits the classical international design concept and deduces a luxurious dream in your home art. It grants a full play of an overall supreme quality at your house. We create a clean and bright space which perfectly matches into harmony of your home. It adds more of the elevator interest and fulfills your home elevator dream. Home elevator / lift lets you fully enjoy the wonderful life.

MS Automatic Door



SS Automatic Glass Door



Capsule Glass Elevator

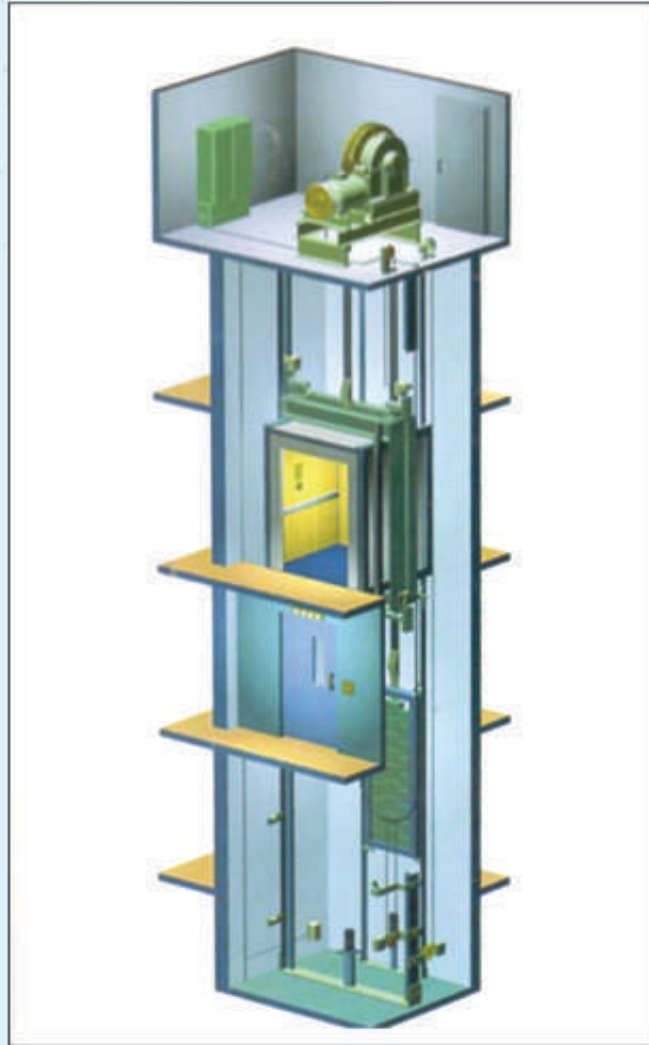


Automatic Telescopic Door



Machine Room Less Elevator

Room Less Elevator (With Gear)



Room Less Elevator (Without Gear)



Customised Product Segment

“ We don't find customer for our products, we find products for our customer ”

Bed Elevator



Goods Elevator



Dumb Waiter Lift



LOP & COP

Landing Operating Panel (LOP)



Car Operating Panel (COP)




Dot Matrix Touch Panel



LCD Touch Panel



Mechanical & Electrical Accessories



MP 61 Machine



Gearless Machine



Control Panel



CE Certified Steel Rope



V3F Drive



Automatic Elevator Door Header

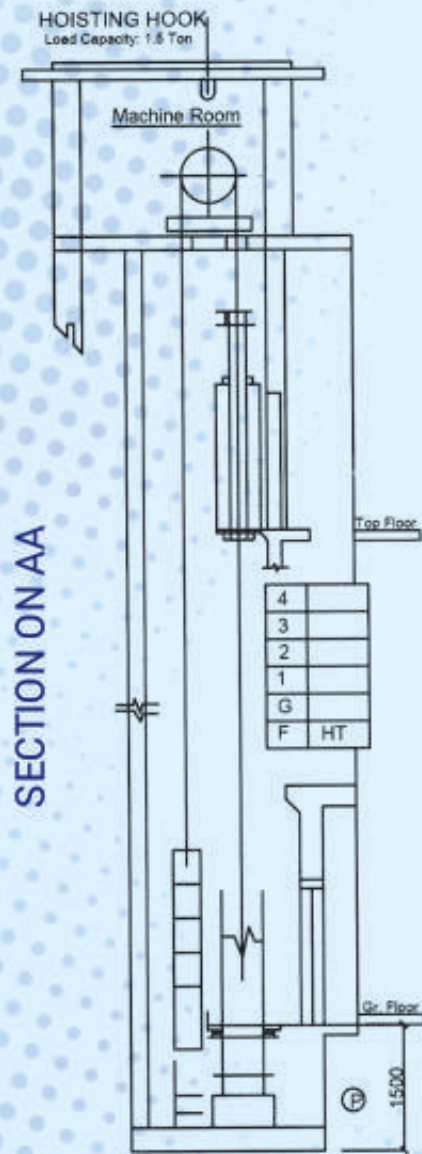


Automatic Rescue Device

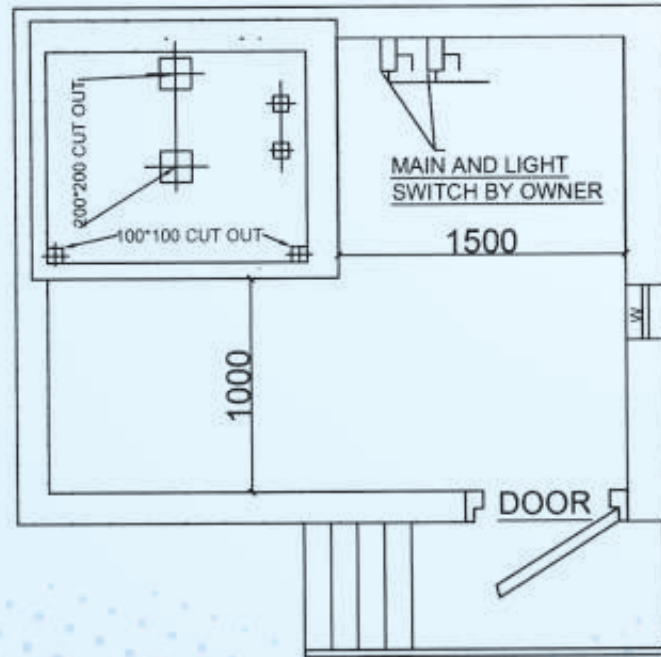


Over Speed Governor

Elevator Mandate



MACHINE ROOM PLAN



BUREAU OF INDIAN STANDARD

Type of Gate	Type of Elevators	Load		Speed (M.P.S)	Car Inside		Left-wall		Entrance E	Machine Room		Pit DEPTH	OVER HEAD
		Persons	K.G		WIDTH	DEPTH	WIDTH	DEPTH		K	L		
MANUAL GATE	PASSENGER ELEVATORS	4	272	0.63	920	780	1400	1200	700	3000	3500	1525	4200
		5	340		1170	820	1600	1275	760	3000	4000		
		6	408		1170	920	1600	1400	760	3100	4500		
		8	544		1300	1110	1800	1600	760	3300	4500		
	ELEVATORIALS	15	1020	0.315	980	2460	2000	2800	950	3700	5500	1600	4200
		20	1360		1300	2460	2300	2800	1150	4200	5500		
		26	1768		1600	2460	2600	2800	1200	4350	5500		
	ELEVATORS	800	0.315	1550	1500	2000	2000	1200	2500	4500	1700	4800	
		1000		1400	1800	2300	2100	1400	2500	4600			
		1500		1700	2000	2600	2300	1700	2600	4800			
2000		1700		2500	2600	2800	1700	2600	5300				
3000		2000		3000	2900	3300	2000	2900	5800				
4000		2500		3000	3400	3300	2500	3400	5800				
5000		2500		3600	3400	3900	2500	3400	6400				
AUTO GATE	PASSENGER ELEVATORS	6	408	0.7	1200	920	1600	1500	700	1600	3550	1600	4200
		8	544	1	1300	1110	1800	1800	800	2250	4100		4300
				1.5						3300	4300		
		10	680	1.0 & 1.5	1170	1300	1800	2000	800	3300	4500	4800	
		13	884	1.0 & 1.5	2000	1100	2500	1800	900	4000	4300		
				2.5	2000	1100	2500	1900	900	4000	4400	2500	5400
		16	1088	1.5	2000	1300	2500	2100	1000	4000	4600	1600	4800
				2.5	2000	1300	2500	2100	1000	4000	4600	2500	5400
		20	1360	1.5	2000	1550	2500	2400	1000	4000	4900	1600	4800
				2.5	2000	1550	2500	2400	1000	4000	4900	2500	5400

www.admaestrogroup.com
www.maestrohomelifts.com
admaestrogroup@gmail.com

9903152257 | 09674449129

Head Office : Dakshin Ramchandrapur, Mohon Ghosh Road, P.O. - Narendrapur,
P.S - Narendrapur, Kolkata - 700103, Opposite Gayetri Chetana Kendra

Branch Office : Kharagpur, Cooch Behar, Delhi
Shop No.-3, Mina Campus, Road No.16, Opposite Side of Nature Park,
Jamshedpur, Pin Code - 832110